



Application for a Permit to Construct or Demolish Applicant's Checklist

- D Completed Application

- D Deed of Land (Registered Plan may be requested)

- O Floor Plan (including basement area)
for each Permit Application Submitted

- D Applicable Fees
(Refer to Schedule 3 Section 2 & 3, and/or fees list located on website)

- D SNC Planning and Engineering Review (if applicable)
(Refer to Schedule #3 section 5) of the septic permit

- D SNC Source Water Protection Review (if applicable)

Above documents and information not completed or not submitted may delay the approval process.



Application for a Permit to Construct or Demolish

This form is authorized under subsection 8(1.1) of the Building Code Act.

For use by Principal Authority

Permit number: _____ Date received: _____

Roll number: _____

Application submitted to: **SOUTH NATION CONSERVATION** _____

A. Project information

Building number, street name		Unit number	Lot/con.
Municipality	Postal code	Plan number/other description	
Project value est. \$		Area of work (m ²)	

B. Purpose of application

New construction
 Addition to an existing building
 Alteration/repair
 Demolition
 Conditional Permit

Proposed use of building	Current use of building
--------------------------	-------------------------

Description of proposed work

C. Applicant Applicant is: Owner or Authorized agent of owner

Last name	First name	Corporation or partnership	
Street address		Unit number	Lot/con.
Municipality	Postal code	Province	E-mail
Telephone number ()	Fax ()	Cell number ()	

D. Owner (if different from applicant)

Last name	First name	Corporation or partnership	
Street address		Unit number	Lot/con.
Municipality	Postal code	Province	E-mail



Telephone number ()	Fax ()	Cell number ()
E. Builder (optional)		
Last name	First name	Corporation or partnership (if applicable)
Street address		Unit number Lot/con.
Municipality	Postal code	Province
Telephone number ()	Fax ()	Cell number ()
F. Tarion \Varranty Corporation (Ontario New Home Warranty Program)		
i. Is proposed construction for a new home as defined in the <i>Ontario New Home Warranties Plan Act</i> ? If no, go to section G.	<input type="radio"/> Yes	<input type="radio"/> No
ii. Is registration required under the <i>Ontario New Home Warranties Plan Act</i> ?	<input type="radio"/> Yes	<input type="radio"/> No
iii. If yes to (ii) provide registration number(s):		
G. Required Schedules		
i) Attach Schedule 1 for each individual who reviews and takes responsibility for design activities.		
ii) Attach Schedule 2 where application is to construct on-site, install or repair a sewage system.		
H. Completeness and compliance with applicable law		
i) This application meets all the requirements of clauses 1.3.1.3 (5) (a) to (d) of Division C of the Building Code (the application is made in the correct form and by the owner or authorized agent, all applicable fields have been completed on the application and required schedules, and all required schedules are submitted). Payment has been made of all fees that are required, under the applicable by-law, resolution or regulation made under clause 7(1)(c) of the <i>Building Code Act, 1992</i> , to be paid when the application is made.	<input type="radio"/> Yes	<input type="radio"/> No
ii) This application is accompanied by the plans and specifications prescribed by the applicable by-law, resolution or regulation made under clause 7(1)(b) of the <i>Bui/din>< Code Act, 1992</i> .	<input type="radio"/> Yes	<input type="radio"/> No
iii) This application is accompanied by the information and documents prescribed by the applicable by-law, resolution or regulation made under clause 7(1)(b) of the <i>Building Code Act, 1992</i> which enable the chief building official to determine whether the proposed building, construction or demolition will contravene any applicable law.	<input type="radio"/> Yes	<input type="radio"/> No
iv) The proposed building, construction or demolition will not contravene any applicable law.	<input type="radio"/> Yes	<input type="radio"/> No
I. Declaration of applicant		
1 _____ declare that: (printname)		
1. The information contained in this application, attached schedules, attached plans and specifications, and other attached documentation is true to the best of my knowledge.		
2. If the owner is a corporation or partnership, I have the authority to bind the corporation or partnership.		
_____ Date	_____ Signature of applicant	



SCHEDULE 1: DESIGNER INFORMATION

Use one form for each individual who reviews and takes responsibility for design activities with respect to the project

A. Project Information		
Building number, street name	Unit no.	Lot/con.
Myri .CJit!	Postal code	Plan number/other description
B. Individual who reviews and takes responsibility for design activities		
Name	Firm	
Street address	Unit no.	Lot/con.
MI	Postal code	Province
Telephone number () ()	Fax number () ()	E-mail
Cell number () ()		
C. Design activities undertaken by individual identified in Section B. (Building Code Table 1.1.1 of Division C)		
<input type="radio"/> House	<input type="radio"/> HVAC -House	<input type="radio"/> Building Structural
<input type="radio"/> Small Buildings	<input type="radio"/> Building Services	<input type="radio"/> Plumbing-House
<input type="radio"/> Large Buildings	<input type="radio"/> Detection, Lighting and Power	<input type="radio"/> Plumbing-All Buildings
<input type="radio"/> Complex Buildings	<input type="radio"/> Fire Protection	<input type="radio"/> On-site Sewage Systems
Description of designer's work		
D. Declaration of Designer		
I _____ declare that (choose one as appropriate): _____ (print name)		
<input type="radio"/> I review and take responsibility for the design work on behalf of a firm registered under subsection 3.2.4 of Division C, of the Building Code. I am qualified, and the firm is registered, in the appropriate classes/categories. Individual BCIN: _____ Firm BCIN: _____		
<input type="radio"/> I review and take responsibility for the design and am qualified in the appropriate category as an other designer under subsection 3-2.5 of Division C, of the Building Code. Individual BCIN: _____ Basis for exemption from registration: _____		
<input type="radio"/> The design work is exempt from the registration and qualification requirements of the Building Code. Basis for exemption from registration and qualification: _____		
I certify that		
1. The information contained in this schedule is true to the best of my knowledge_		
2. I have submitted this application with the knowledge and consent of the firm_		
_____	_____	
Date	Signature of Designer	



SCHEDULE 2: SEWAGE SYSTEM INSTALLER INFORMATION

A. Project information			
Building number, street name		Unit number	Lot/con.
M	Postal code	Plan number/other description	
B. Sewage system installer			
Is the installer of the sewage system engaged in the business of constructing on-site installing, repairing, servicing, cleaning or emptying sewage systems in accordance with Building Code Article 3-3.1, Division C?			
<input type="checkbox"/> Yes (Continue to Section C)		<input type="checkbox"/> No (Continue to Section E)	
		<input type="checkbox"/> Installer unknown at time of application (Continue to Section E)	
C. Registered installer information (where answer to B is "Yes")			
Name		BCN	
Street address		Unit number	Lot/con.
Muni Q&A	Postal code	Province	E-mail
Telephone number ()	Fax ()	Cell number ()	
D. Qualified supervisor information (where answer to section B is "Yes")			
Name of qualified supervisor(s)		Building Code Identification Number (BCIN)	
E. Declaration of Applicant			
I _____ declare that			
(print name)			
<input type="checkbox"/> I am the applicant for the permit to construct the sewage system. If the installer is unknown at time of application, I shall submit a new Schedule 2 prior to construction when the installer is known;			
OR			
<input type="checkbox"/> I am the holder of the permit to construct the sewage system, and am submitting a new Schedule 2, now that the installer is known.			
I certify that			
1. The information contained in this schedule is true to the best of my knowledge.			
2. If the owner is a corporation or partnership, I have the authority to bind the corporation or partnership.			
_____		_____	
Date		Signature of applicant	

Personal information contained in this form and schedules is collected under the authority of subsection 8(1.1) of the *Building Code Act, 1992*, and will be used in the administration and enforcement of the *Building Code Act, 1992*. Questions about the collection of personal information may be addressed to: a) the Chief Building Official of the municipality or upper-tier municipality to which this application is being made, or, b) the inspector having the powers and duties of a chief building official in relation to sewage systems or plumbing for an upper-tier municipality, board of health or conservation authority to whom this application is made, or, c) Director, Building and Development Branch, Ministry of Municipal Affairs and Housing 777 Bay St., 2nd Floor, Toronto, MSG 2E5 (416) 585-6666.



SCHEDULE 3 - APPLICATION INFORMATION

1. Application form, Schedules 1 to 14 must be submitted.
2. Application fees:
 - a) Class 2 & 3 systems and tank replacement: \$380
 - b) Class 4 & 5 systems: <4000 Lid: systems requiring annual maintenance: \$830; Other Systems: \$750
 - c) Class 4 & 5 systems: 4000 Lid and < 10000 Lid: systems requiring annual maintenance: \$1,205; Other Systems: \$1,095
 - d) For Certificate of Change (revisions), transfer of permit and additional inspections please refer to fee schedule
3. Class 4 fees will not include the excavation inspection, this inspection will be considered as an additional to allow the homeowner the option of obtaining a certified engineer or SNC to conduct the excavation inspection. The certified engineer must provide SNC with an inspection report that will be part of the permit process and approval. Please refer to fee schedule for additional Inspections.
4. No application will be processed if a copy of the Transfer/Deed of Land or a municipal tax receipt and architectural drawing for the property in question are not enclosed.
5. Any changes subsequent to the original application will require that a Certificate of Change and fees be submitted to our office - Section 8.(12)(13)(14) of the Building Code Act. Please refer to fee schedule.
6. Contact the applicable CA Planning and Engineering department or Township Office if the said property is located in proximity of a waterway, in a zone subject to landslides or unstable slopes. A development permit may be required from the authority - Section 8.(2)(a) of the Building Code Act.
7. SNC strongly recommends that fencing or equivalent protection encircle any test pit or any septic/holding tank excavation until placement of backfill material, and that tank access lids always be maintained in place. SNC and its agent will not assume any responsibility for negligence relating to these safety measures.
8. The operator/owner of the sewage system shall keep it maintained at all times so that its construction remains in accordance with the requirements of the Ontario Building Code. Vehicular traffic (including snowmobiles and ATVs) must not be allowed over the leaching bed. Do not allow roof drains to discharge to the treatment unit or surface waters to drain towards the area of the leaching bed - Section 8.9.3.2.(1)(2) of the Ontario Building Code.
9. The sewage system permit will be cancelled after twelve (12) months of the date of issuance of the said permit - Section 8.(10) (b) (c) of the Building Code Act.
10. Tile drainage within 8 meters of the leaching bed must be removed or the lines broken so as to prevent the entry of sewage effluent into the drains. Table 8.2.1.6. B and Section 8.2.1.6.(2) of the Ontario Building Code.
11. We recommend that the following trees be kept at a distance of 5 meters for hard maple, elm, ash and evergreen and a distance of 8 meters for silver maple, soft maple, willow family, poplar or any large trees. We may require a letter from the applicant accepting responsibility for any damages caused to or by any trees - Section 8.9.3.2.(2) of the Ontario Building Code.
12. The building shall be located and the building site graded so that water will not accumulate at or near the building and will not adversely affect any adjacent properties - Section 3.1.17.1.(1) of the Ontario Building Code.
13. Where piping may be exposed to freezing conditions, it shall be protected from frost (see Appendix A), Section 7.3.5.5.(1) of the Ontario Building Code.

 Signature of Owner

 Date

 Signature of agent (if applicable)

 Date



SCHEDULE 4 - SOIL AND WATER TABLE INFORMATION

(Minimum depth of test pit: 2 metres)

Name of applicant/agent: _____			Inspector: _____				
Date: _____		Time: _____	Date: _____		Time: _____		
Applicant/agent's signature: _____			Inspector's signature: _____				
	EG (.....)	Soil description	T		EG (.....)	Soil description	T
.5 m				.5 m			
1.0 m				1.0 m			
1.5 m				1.5 m			
2.0 m				2.0 m			
.5 m				.5 m			
1.0 m				1.0 m			
1.5 m				1.5 m			
2.0 m				2.0 m			
LEGEND							
BR = Bedrock		HGWT = Highground water table		EG = Existing grade			
Gwr = Ground water table		M = Metres		T = Percolation rate			



<input type="checkbox"/> CONVENTIONAL PIPE	<input type="checkbox"/> Interconnected	Calculations $L = QT/200$ or $L = QT/300$
<input type="checkbox"/> CHAMBERS	Total length: _____ meters	_____
<input type="checkbox"/> EZ FLOW	# of runs _____ of _____ metres	_____
<input type="checkbox"/> FILTER MEDIA BEDS		Calculations $A = QT/850$
Stone _____ m X _____ m = _____ m ²	Q/45 = _____	_____
Pipe _____ @ _____ m = _____ m Spacing _____ m (1.2 max)	Q/4(soils) = _____	_____
Sand _____ m X _____ m = _____ m ²	QT/850 FM Expanded base = _____	_____
Filter Media _____ m X _____ m = _____ m ³		_____
<input type="checkbox"/> SHALLOW BURIED TRENCH	<input type="checkbox"/> Pressurized <input type="checkbox"/> Time Dosed	Calculations $Q/75, 50, \text{ or } 30$
Pipe _____ @ _____ m = _____ m		_____
Contact _____ m X _____ m = _____ m ² i Spacing _____ m (min.2m)		_____
<input type="checkbox"/> TYPE A <input type="checkbox"/> TYPE B DISPERSAL BEDS	<input type="checkbox"/> Pressurized <input type="checkbox"/> Time Dosed	Calculations $A = QT/850 \text{ or } 400$ & $A = Q/50 \text{ or } 75$
Stone _____ m X _____ m = _____ m ²		_____
Pipe _____ @ _____ m = _____ m / Spacing _____ m (1.2 max) or Shell		_____
Sand _____ m X _____ m = _____ m ²		_____
<input type="checkbox"/> OTHER SYSTEMS BMEC APPROVAL NAME: _____		Calculations
Stone _____ m X _____ m = _____ m ²		_____
Units/Pipe _____ @ _____ m = _____ m / Spacing _____ m		_____
Sand _____ m X _____ m = _____ m ² / Other Sand: _____ m X _____ m = _____ m ²		_____
<input type="checkbox"/> PUMP <input type="checkbox"/> On Demand <input type="checkbox"/> Time Dosed		
Volume Calculations: _____	Specify discharge rate required: _____	L/15mins
Make: _____	Model _____	
<input type="checkbox"/> DISTRIBUTION BOX <input type="checkbox"/> FLOW DIVIDER <input type="checkbox"/> DOUBLE HEADER		
Describe: _____		
<input type="checkbox"/> FROST PROTECTION REQUIRED <input type="checkbox"/> YES <input type="checkbox"/> NO		
If YES, describe: _____		
LOADING RATE CALCULATIONS		
Loading rate: _____ L/m ² /d (Sections 8.7.4.I and 8.7.3.1 of the Ontario Building Code)		
Loading rate/contact area calculations: _____ Lid + _____ L/m ² /d = _____ m ²		
Percolation time of native soil: _____		<input type="checkbox"/> Native Utilize (Required Form Utilization of Native Soils)
Percolation time of imported leaching bed fill: _____		
Dimension of excavation: _____ m X _____ m = _____ m ²		<input type="checkbox"/> and/or Refer to drawing Irregular Dimension




0 Part 11 applicable (Distances Only)

0 Tank and/or

0 Leaching bed

AS-BUILT -LAYOUT SECTION (PLAN VIEW)



- Applicable Notes: D Metal Detection Required D Trees must be Sm to leaching bed pipes or Responsibility letter required from owner
 C Existing Tank to be pumped hauled or crush C Existing Tank to be Evaluated by license Individual
 D If more than one sewage system is located on lot or parcel of land, there shall be no overlap of any part of the systems. Contaminated soils to be removed/scarify bottom

SEPERATION DISTANCES (METERS)

01	04	07	010	013 _____
02	05	08	011	014 _____
03	06	09	012	015 _____

ELEVATIONS (METERS)

BM	X2	X4	X6	X8 _____
X1	X3	X5	X7	

BOTTOM OF PIPES (METRES)

X9 _____	X10 _____	X11 _____	X12 _____
----------	-----------	-----------	-----------

 Signature of Installer or Refer to Schedule 2

 Date



**SCHEDULE 7
 FIXTURE UNIT COUNT**

(Ontario Building Code Table 7.4.9.3 and Table 7.4.10.2)

	Fixtures	# Existing	+	# Proposed	X	Unit Count	=	Fixture Count
BATHROOM	Bathroom group (toilet, sink and tub or shower) with flush tank		+		X	6	=	
	Bathtub with/without overhead shower		+		X	1.5	=	
	Shower stall		+		X	1.5	=	
	Wash basin (1 1/2 inch trap)		+		X	1.5	=	
	Water closet (toilet) tank operated		+		X	4	=	
	Bidet		+		X	1	=	
KITCHEN	Dishwasher		+		X	1	=	
	Sink with/without garbage grinder(s), domestic and other small type & single, double or 2 single with a common trap		+		X	1.5	=	
OTHER	Domestic washing machine		+		X	1.5	=	
	Combination sink and laundry tray single or double (installed on 1 1/2 trap)		+		X	1.5	=	
Total:								

Insert the TOTAL in section 5 of Schedule 4 (O.Reb.403/97 Table 7.4.9.3).

1. Sump pumps and floor drains are not to be connected to the sewage system. Connection of such fixtures to a sewage system may lead to a hydraulic failure of the said system. The above-mentioned fixtures should be discharged separately to an approved Class 2 (leaching pit) sewage system.
2. Where laundry waste is not more than 20% of the total daily design sanitary sewage flow, it may discharge to a sewage system (Part 8, OBC, 8.1.3.1(2)).

Agent/Owner's signature: _____ Date: _____

PLAN

(C) Direction of Mantle

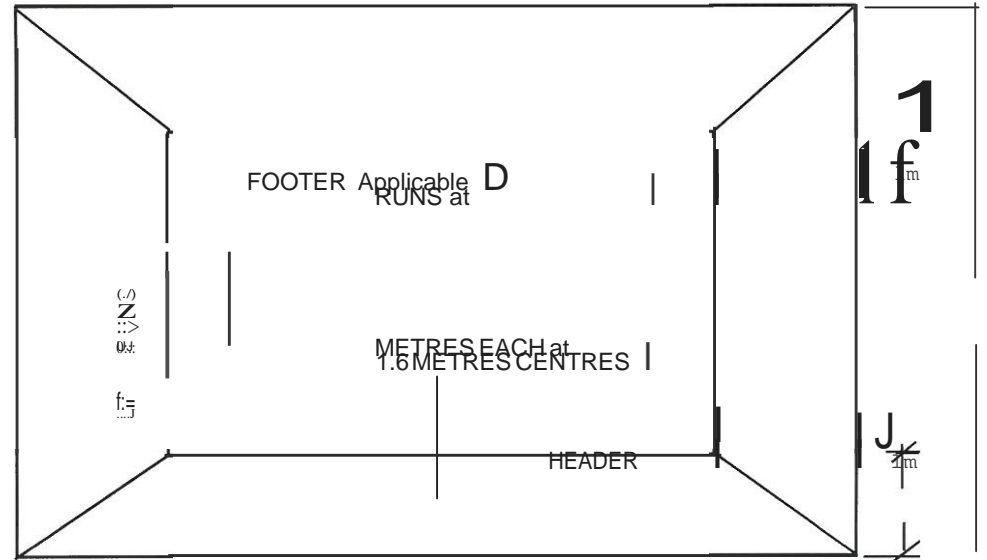
Mantle Required..... Yes **D**
 No **D**

(Required Every Site)
 Excavation: Yes **D**
 Scarification: Yes **D**
 No **D**

Clay Seal: Yes **D**
 No **D**

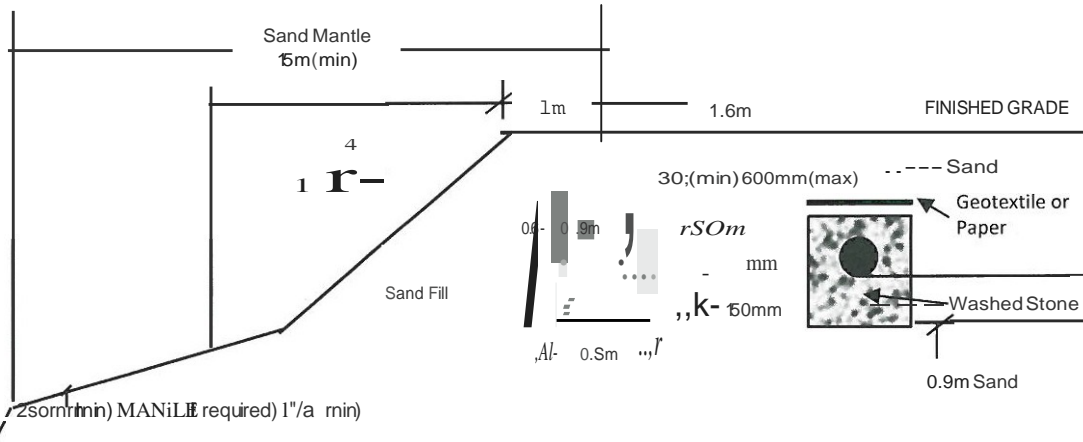
Fully Raise: **D**
 Partial Raise: **D**
 In - Ground: **D**

SCHEDULE 8-TYPICAL DRAWING A
ABSORPTION TRENCH METHOD



.P.R9.f.LNQI.T9_

71



PROPOSED INSTALLATION GRADES	APPROVED INSTALLATION GRADES (OCSSO)	EXISTING GRADES
HEADER	HEADER	
ENDS	ENDS	

Grade at toe of mantle / Opening to:

Existing Grade **D** Swale **D**
 Ditch **n** Drain **D**

Other: _____

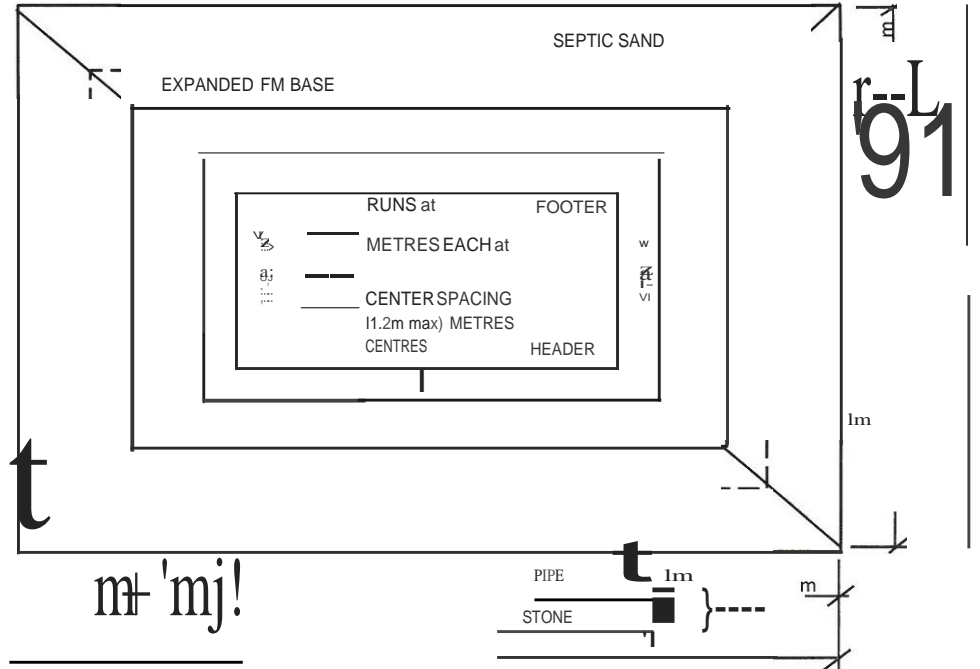
D WATERTABLE **J** BEDROCK **I** IMPERVIOUS SOIL
P PERVIOUS SOIL

Indicate Applicable Grade: _____

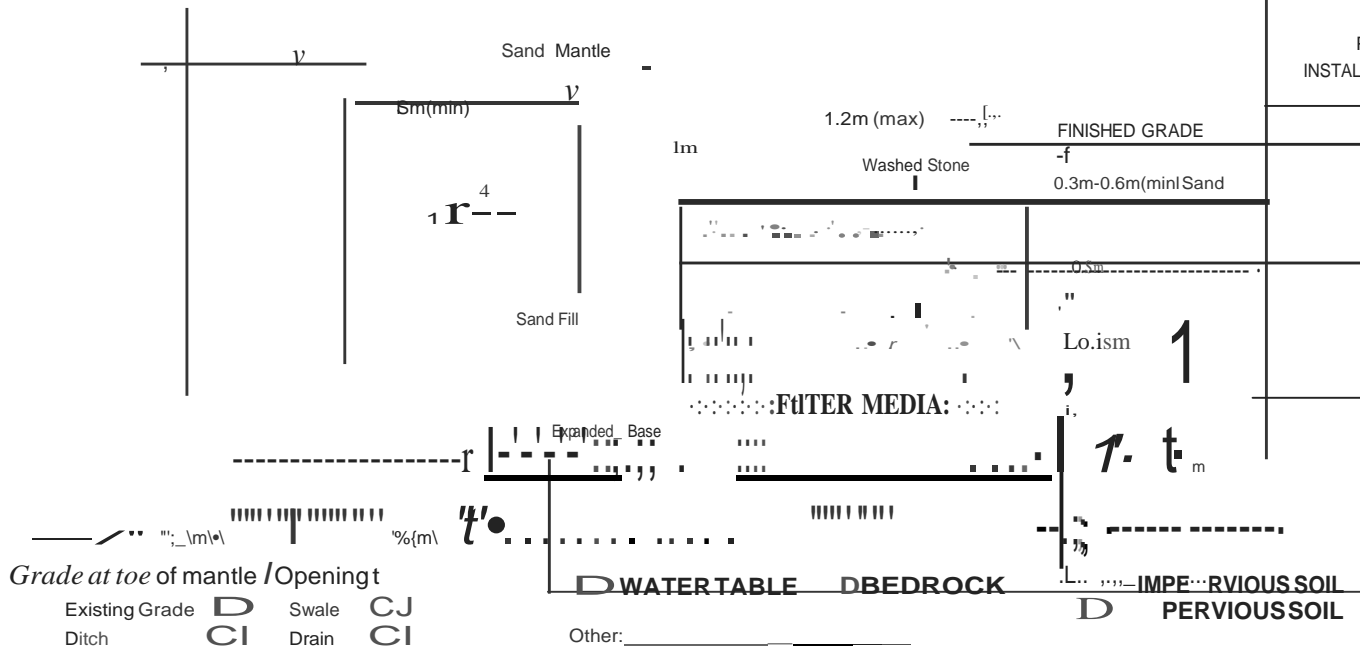
Remove topsoil and raise with native material to approved elevation **D** Applicable **D** N/A

PLAN

O	Direction of Mantle		
Mantle Required:	Yes	CJ	
	No	CJ	
Excavation: (Required Every Site)	Yes	CJ	
Scarification:	Yes	CJ	
	No	CJ	
Clay Seal: ...	Yes	CJ	
	No	CJ	
Fully Raise:	CJ		
Partial Raise:	CJ		
In-Ground:	CJ		



PRQf.I_L-----NQIT.Q_S



PROPOSED INSTALLATION GRADES	APPROVED INSTALLATION GRADES DCSSOI	EXISTING GRADES
HEADER	HEADER	1--
FOOTER	FOOTER	1--
		1--
		1--

Remove topsoil and raise with native material to
 Indicate Applicable Grade: **+ -**

approved elevation D

Applicable

D

N/A

Private Sewage System Application Form (Application for a Permit to Construct or Demolish) Revised March 2018

PLAN

O Direction of Mantle

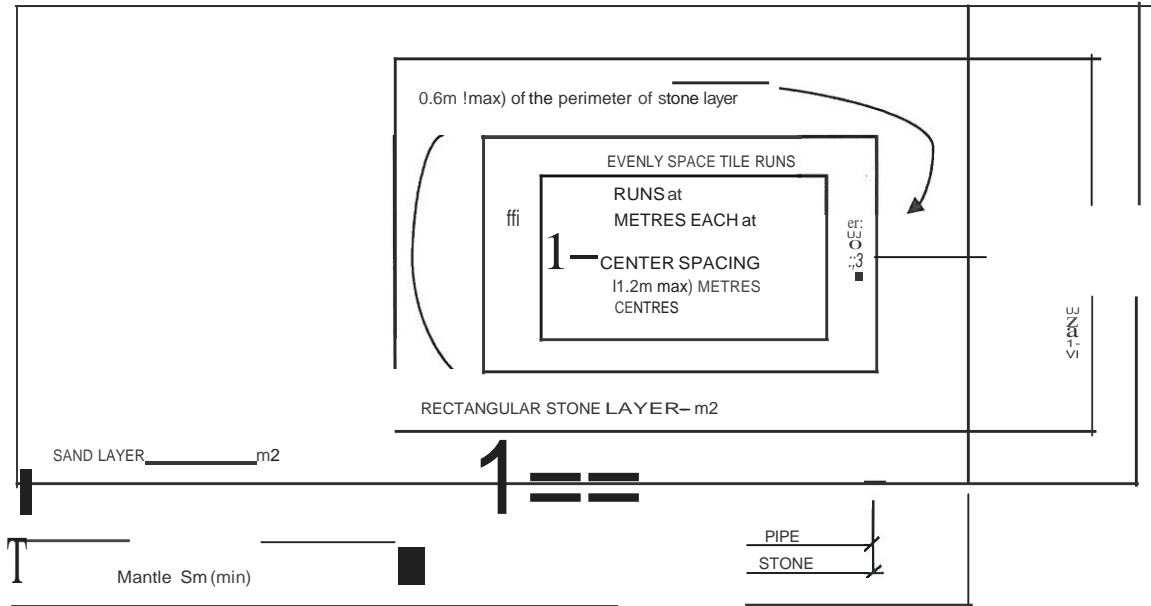
Mantle Required: Yes **CJ**
 No **D**

Excavation: Yes **CJ**
 (Required Every Site) -

Scarification: Yes **CJ**
 No **CJ**

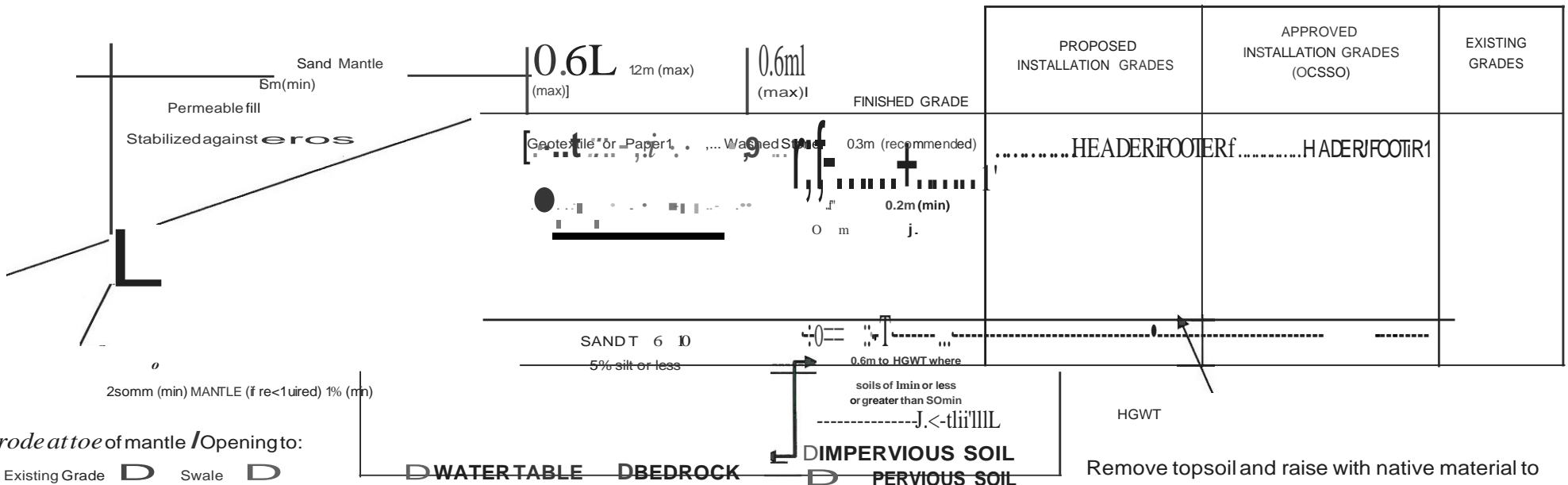
Clay Seal: Yes **CJ**
 No **CJ**

Fully Raise: **CJ**
 Partial Raise: **CJ**
 In - Ground: **CJ**



PROFILE

NOT TO SCALE



Li-rode at toe of mantle / Opening to:

- Existing Grade **D** Swale **D**
- Ditch **D** Drain **D**
- Other: _____

Indicate Applicable Grade: ---

approved elevation D


Applicable

D N/A

Private Sewage System Application Form (Application for a Permit to Construct or Demolish) Revised March 2018



PLAN

 Direction of Mantle		
Mantle Required:	Yes	CJ
	NO	CJ
Excavation: (Required Every Site)	Yes	CJ
Scarification: ...	Yes	CJ
	No	CJ
Clay Seal:	Yes	CJ
	No	CJ
Fully Raise:	CJ	
Partial Raise:	CJ	

Runs at

Type B Only - 0.6m (max) of the perimeter of stone

EVENLY SPACE TILE RUNS

- METRES EACH at
- CENTER SPACING (1.2m max) Type B (2m(min) Shallow Buried

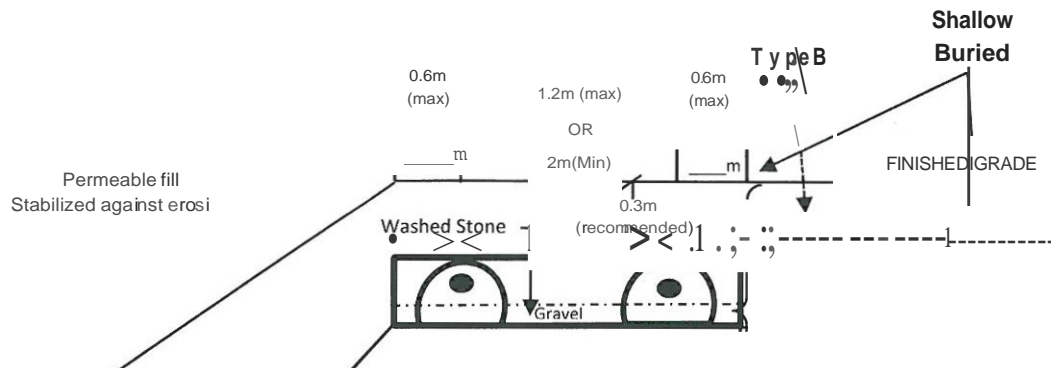
RECTANGULAR STONE LAYER m2

SAND LAYER (recommended) r+



PROFILE

NOT TO SCALE

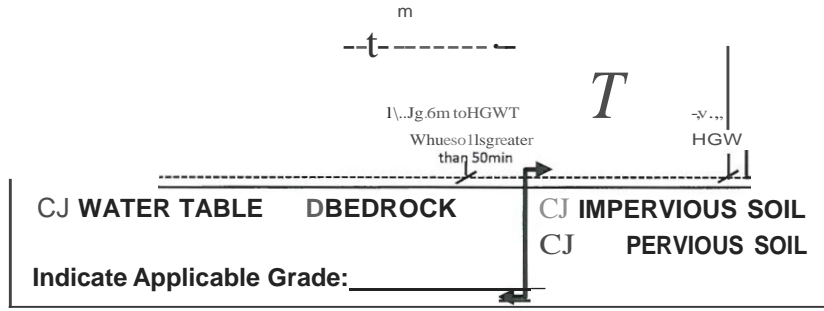


PROPOSED INSTALLATION GRADES	APPROVED INSTALLATION GRADES DCSSOI	EXISTING GRADES
Header Footer R e c	Header Footer Recommended Sand 5% silt or less	Layer T = 6 - 10,

ff!-----

Opening required:

Existing Grade **D** Swale **D**
Ditch **CJ** Drain **D**
Other: _____



Remove topsoil and raise with native material to approved elevation **D** Applicable **DN/A**

SCHEDULE 12-TYPICAL DRAWING E
Enviro Septic System

PLAN

O Direction of Mantle

Mantle Required: Yes No **CJ**
D

Excavation: Yes No (Required Every Site) **CJ**

Scarification: Yes No **CJ**
CJ
D


Clay Seal: Yes No **CJ**
D

Fully Raise: **CJ**
Partial Raise: **CJ**

Draw details of Enviro
(Evenly Space)

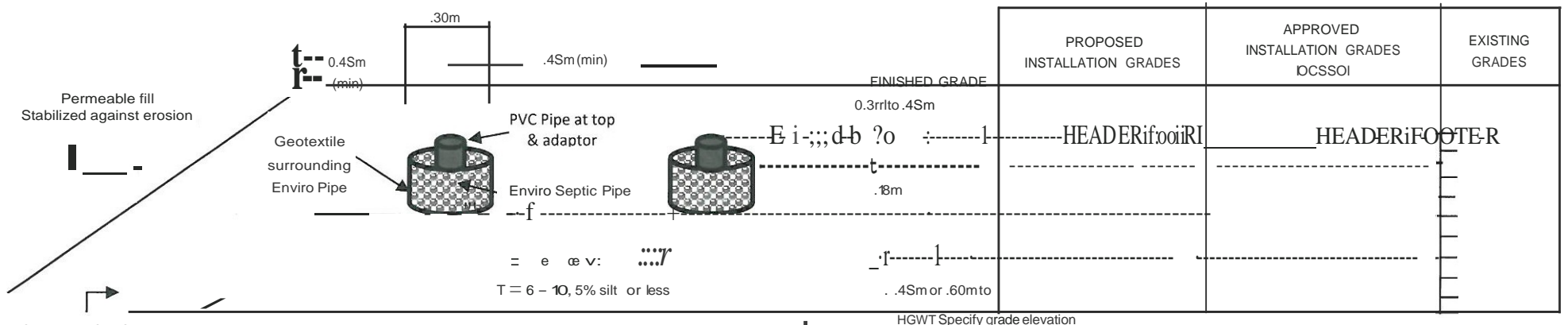
Width
.30M Enviro
Center Spacing
Side Spacing

Length
Enviro Pipe
Extremities
Partial Mantle _____



PROFILE

NOT TO SCALE



Opening required:

- Existing Grade
- Ditch
- Other: _____
- Swale
- Drain

WATER TABLE BEDROCK IMPERVIOUS SOIL PERVIOUS SOIL

Indicate Applicable Grade: _____

Remove topsoil and raise with native material to approved elevation **D** Applicable **O** N/A

PLAN

(C) Direction of Mantle

Mantle Required:.....Yes **CJ**
No **CJ**

Excavation: Yes **CJ**
(Required Every Site)

Scarification: ... Yes **CJ**
No **CJ**

Clay Seal: Yes **CJ**
No **CJ**

Fully Raise: **CJ**
Partial Raise: **CJ**

Draw details of Modules
(Evenly Space)

Width
.60CM Modules _____

Center Spacing _____


Side Spacing _____

Length
1.2m Modules _____

f Spacing _____

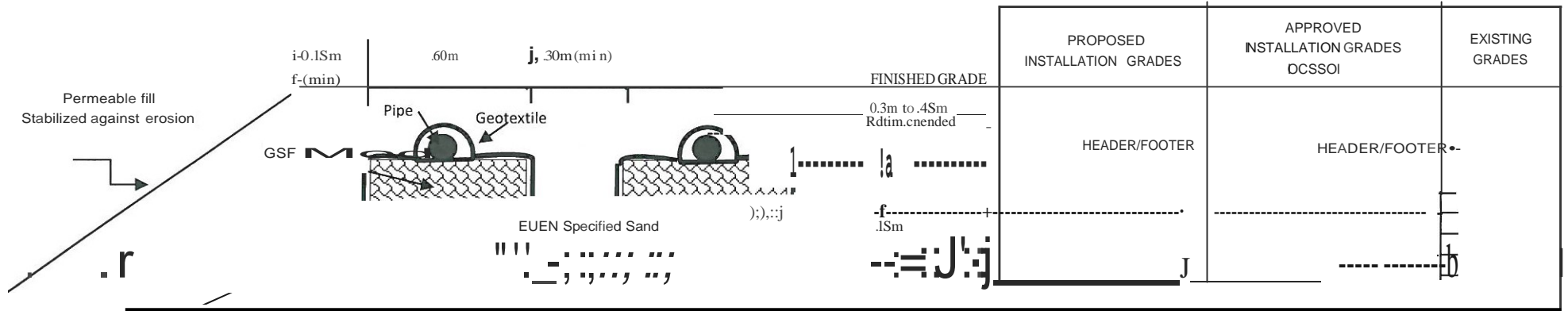
Extremities _____

Partial Mantle _____



PROFILE

NOTTO SCALE



Opening required:

Existing Grade **O** Swale **D**
Ditch **D** Drain **D**
Other: _____

HGWT Spkify grade elevatio

W WATERTABLE	C BEDROCK	I IMPERVIOUS SOIL
.....J 4Scm] 60cm		P PEROIOUS SOIL
Indicate Applicable Grade: ..		

Remove topsoil and raise with native material to approved elevation **O** Applicable **D** N/A



SCHEDULE 14 - ONTARIO BUILDING CODE MAINTENANCE AND SERVICING REQUIREMENTS

This information sheet is designed to inform the property owner of the Ontario Building Code requirements for maintenance and servicing of the proposed treatment unit indicated on your design that is used in conjunction with the leaching bed constructed as a shallow buried, Type A, Type B dispersal bed and other types of septic system requiring maintenance and servicing under BMEC approval.

Building Code states:

8.9.2.3. Class 4 Sewage Systems

(1) Every Class 4 *sewage system* shall be operated in accordance with the literature required by Sentence 8.6.2.2.(6).

(2) No person shall operate a *treatment unit* other than a *septic tank* unless the person has entered into an agreement whereby servicing and maintenance of the *treatment unit* and its related components will be carried out by a person who,

- (a) possesses a copy of the literature required by Sentence 8.6.2.2.(6), and
- (b) is authorized by the manufacturer to service and maintain that type of *treatment unit*.

(3) The person authorized by the manufacturer to service and maintain the *treatment unit* and who has entered into the agreement referred to in Sentence (2) with the person operating the *treatment unit* shall notify the *chief building official* if,

- (a) the agreement is terminated, or
- (b) access for service and maintenance of the *treatment unit* is denied by the person operating the *treatment unit*.

8.9.2.4. Sampling of Treatment Units

(1) Every person operating a *treatment unit* that is used in conjunction with a *leaching bed constructed as a shallow buried trench, Type A dispersal bed or Type B dispersal bed* shall,

- (a) take a grab sample of the *effluent* to determine the level of CBODs and suspended solids in the *effluent*,
- (b) carry out the sampling required by Clause (1)(a) in accordance with the methods described in the APHA/AWWA/WEF, "Standard Methods for the Examination of Water and Wastewater", and
- (c) promptly submit the results of the sampling required by Clause (a) to the *chief building official*.

(2) Except as provided in Sentence (4), the sampling required by Sentence (1) shall be conducted,

- (a) initially, once during the first 12 months after the *sewage system* was put into use, and
- (b) thereafter, once during every 12-month period, at least 10 months and not more than 18 months after the previous sampling has been completed.

(3) The concentration of CBODs and suspended solids in the grab sample described in Sentences (1) and (4) is deemed to comply with the maximum concentration requirements set out in Table 8.6.2.2. when it does not exceed 20 mg/L for each of these parameters.

(4) If the results of the sampling required by Sentence (1) do not comply with Sentence (3), the person operating the *treatment unit* shall,

- (a) resample the *effluent* in accordance with Clauses (1)(a) and (b) within 6 months after the previous sampling has been completed, and
- (b) promptly submit the results of the resampling required by Clause (a) to the *chief building official*.

At any time, the above requirements are not adhere, the sewage system located on your property will not be in conformity with the building code.

Signature of property owner

Date