




SOUTH NATION  
CONSERVATION  
DE LA NATION SUD

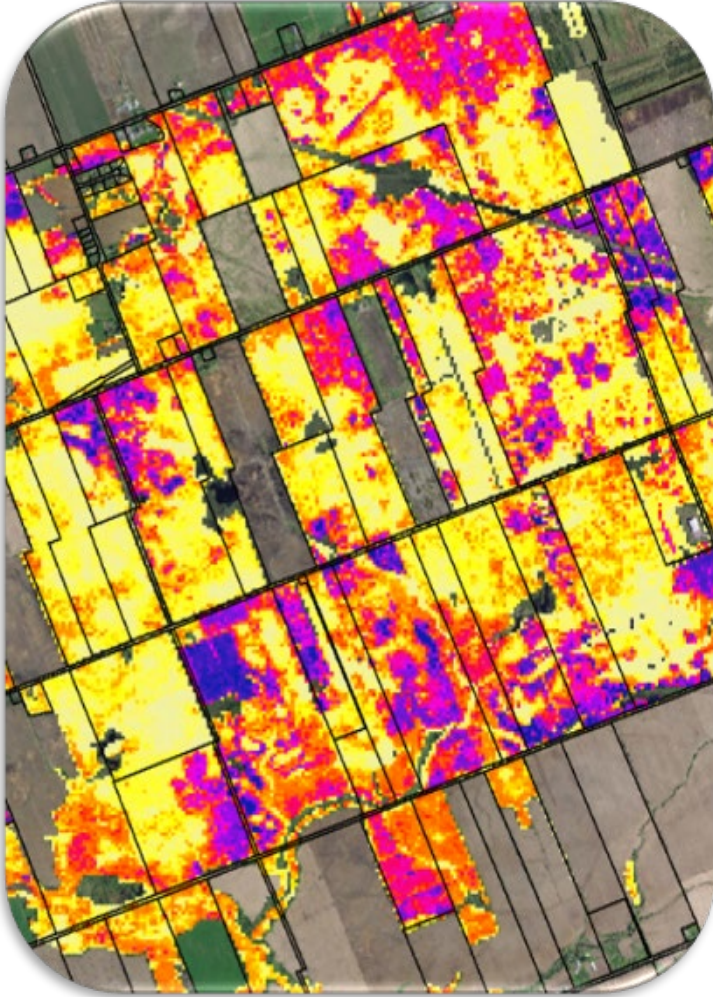
# Forestry Committee Project Update

September 5, 2023





# LiDAR Forest Inventory



## **Delivery delayed**

- Received approx. 10-12 layers
- Additional processing required
- 200 plots completed
- 90 new plots were done
- Final layers 1st week of Sept.

## **SNC Internal Task**

- Updated property layer
- Workplan to unpack data



# Five-Year Operating Plan



## Updated Schedule

- Draft – September 30th
- Review/Comments – October
  - Circulated to partners
  - On-line comments
- Board – November 16th





# Harvest Gathering and Clean Up



## **The Healing Place**

Date: October 4th, 2023





# Salvage Operation SNC 69 & 105



Salvaged area, SNC 105, Clarence-Rockland

- Operations completed July 24<sup>th</sup>
- All wood picked up by August 11<sup>th</sup>
- Over 570 tons of sawlogs salvaged
- Over 1,000 tons of biomass salvaged
- Planning to begin reforestation in fall 2023 (site prep fall 2023, planting spring 2024)



# Logging Operation SNC 75



Wood at roadside, SNC 75, Lemieux

- Operation in progress (to be completed by the end of the month)
- White pine, Red pine, White spruce, and some hardwood





# Derecho Storm Recovery Program



Heavily damaged trees, private property, Wendover

- 58 eligible applications received
- 6 ineligible applications  
(less than 4ha, ineligible retroactive expenses, or outside eligible area)
- 18 visits completed  
(up until August 29<sup>th</sup>)
- Site visits continue through August-October
- Site prep and salvage operations to start fall 2023
- Planting to start spring 2024





# Derecho Storm Recovery Program (continued)



Salvaged area, private property, Plantagenet



Uprooted trees, private property, Wendover





# Municipal Partnerships: Forestry Services



Caro taking a break, Parc Simon, Rockland

## City of Clarence-Rockland

- Inventory of all landscape areas completed (17 parks total)
- Over 467 trees inventoried
- Species diversity report and recommendations in progress



# Municipal Partnerships: Forestry Services



Assessed ash tree for removal

## **Township of Edwardsburgh/Cardinal**

- Completed tree risk assessments to mitigate effects of 2022 severe storm events
- Developing tree planting plans and coordinating planting where necessary





# Tree Planting Program Update



- 22 site visits completed
- 28 more in queue
- 39,900 trees confirmed for spring 2024

2023 completed project  
2,200 trees  
South Stormont



# Findlay Creek Boardwalk Extension



07/06/2023





# Findlay Creek Boardwalk Extension







# Findlay Creek Boardwalk Extension





Our Local Environment, We're in it Together.




SOUTH NATION  
**CONSERVATION**  
DE LA NATION SUD



SOUTH NATION  
**CONSERVATION**  
DE LA NATION SUD

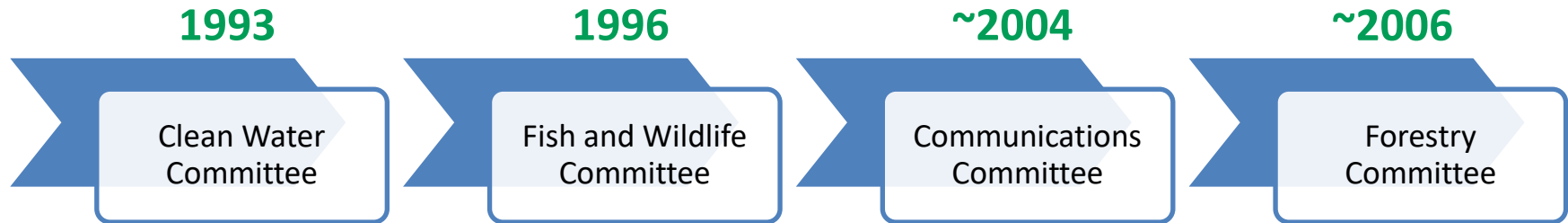
# SNC Standing Committees Review







# SNC Standing Committees



## Clean Water

*Administers water quality improvement grant programs*

## Communications

*Reviews internal/external communications, education programs and administers the Community Environmental Grant Program*

## Fish and Wildlife

*Provides input on the state of the South Nation Watershed*

## Forestry

*Provides guidance on the delivery of forestry programs and the sustainable management of the SNC Forests*



# Review of Standing Committees – Work Plan

Board approved Work Plan in August 2022 (BD-127/22)

TIMELINE	TASKS
September 2022	<ul style="list-style-type: none"><li>Update to Standing Committees applicable Phase 1 and Phase 2 regulations and Committee membership</li></ul>
October 2022	<ul style="list-style-type: none"><li>Develop Municipal and Stakeholder Engagement Work Plan</li></ul>
November 2022	<ul style="list-style-type: none"><li>Municipal and Stakeholder Engagement Work Plan Adopted by Committees</li></ul>
December 2022 – May 2023	<ul style="list-style-type: none"><li>Implementation of Municipal and Stakeholder Engagement Work Plan by Committee and Staff</li></ul>
June 2023	<ul style="list-style-type: none"><li>Review of SNC Standing Committees</li></ul>
August 2023	<ul style="list-style-type: none"><li>Report to Board on review and recommendations for Standing Committees post 2023 (i.e., updated Terms of Reference)</li></ul>
September 2023	<ul style="list-style-type: none"><li>Recruitment for Committee members as per updated Terms of Reference</li></ul>





# Committee Membership

COMMITTEE	2018	2019	2020	2021	2022
Clean Water*	22	23	21	17	16
Communications	14	15	15	14	13
Fish and Wildlife	15	17	17	17	14
Forestry	17	19	17	17	15

*\* The Clean Water Committee and Eastern Ontario Water Resources Committee merged in 2015 and accounts for the higher number of members.*



# Attendance

COMMITTEE	AVERAGE COMMITTEE ATTENDANCE	RANGE IN ATTENDANCE FOR INDIVIDUAL MEMBERS
Clean Water	73%	25-100%
Communications	76%	33-96%
Fish and Wildlife	73%	37-100%
Forestry	63%	25-100%





# Community Engagement

COMMITTEE	# Reported Engagements					Avg # Committee Members	Rate of Return
	2018	2019	2020	2021	2022		
Clean Water	7	3	3	6	6	25	6.3%
Communications	25	29	17	5	16	14	24.9%
Fish and Wildlife	4	7	10	11	4	16	11.8%
Forestry	9	14	7	9	5	17	12.9%

**Board of Director Members account for an average of 16% of reported engagements.**



# Agendas and Committee Business

	2018	2019	2020	2021	2022	Total
<b>Repeated Reports – All Cmtes</b>	3	4	2	7	6	22

---

	2018	2019	2020	2021	2022	Total
<b>FOR/FWC Repeated Reports</b>	3	1	2	6	2	14

---

	2018	2019	2020	2021	2022	Total
<b>CA Act/ Cmte Member Reports</b>	0	1	0	1	4	6

---





# Joint Standing Committee

Committee	% Attendance by Year				Average % Attendance
	2018	2019	2020	2022	
Board Members	8.3%	33.3%	25.0%	25.0%	<b>22.9%</b>
Clean Water	60.6%	20.2%	25.3%	20.2%	<b>31.6%</b>
Communications	83.3%	60.6%	60.6%	22.7%	<b>56.8%</b>
Fish and Wildlife	62.5%	50.0%	68.8%	12.5%	<b>48.4%</b>
Forestry	47.1%	35.3%	29.4%	17.6%	<b>32.4%</b>

*Note: 2021 meeting cancelled due to COVID-19 pandemic*



# Annual Committee Costs

COMMITTEE	2018	2019	2020	2021	2022
Clean Water	\$5,064	\$5,092	\$1,809	\$1,405	\$2,246
Communications	\$13,009	\$10,305	\$5,928	\$5,313	\$3,559
Fish and Wildlife	\$5,194	\$5,609	\$4,800	\$3,020	\$3,572
Forestry	\$6,299	\$8,308	\$3,641	\$2,528	\$3,025
<b>TOTAL</b>	<b>\$29,566</b>	<b>\$29,314</b>	<b>\$16,178</b>	<b>\$12,265</b>	<b>\$12,402</b>
<b>Avg Cost</b>	<b>\$7,392</b>	<b>\$7,329</b>	<b>\$4,045</b>	<b>\$3,066</b>	<b>\$3,101</b>

- Costs include per diem, mileage, and light refreshments
- Staff time is not included
  - Reports and agendas, meetings, minutes, Board reporting, meeting follow-up, and membership recruitment





# Next Steps

ACTIVITY	TIMELINE
Obtain Board feedback on proposed Watershed Advisory Committee	August 17 <sup>th</sup> , 2023
Update all Standing Committees	September 5 <sup>th</sup> – 18 <sup>th</sup> , 2023
Board approval of new Watershed Advisory Committee Terms of Reference	September 21 <sup>st</sup> , 2023
Recruitment for new public representatives	October – November 2023
Transition from 4 Committee to 1 Committee	October – November 2023
New Watershed Advisory Committee comes into effect	January 1 <sup>st</sup> , 2024

Our Local Environment, We're in it Together.



SOUTH NATION  
**CONSERVATION**  
DE LA NATION SUD